

## OTi DALI 75/220-240/700 D NFC TW L

OPTOTRONIC Intelligent Tunable White – DALI (non-isolated) | Linear constant current LED driver – Dimmable



### Product family features

- Line frequency: 0 Hz | 50 Hz | 60 Hz
- Versatile DALI window driver up to 75 W due to flexible output characteristic
- Supply voltage: 220...240 V
- Usable as DT6 (2-channel) or DT8 (Tunable White) driver\*
- Available with output current range: up to 700 mA
- Constant Lumen Output (CLO)
- Integrated customizable thermal management (Driver Guard)
- Non-isolated drivers

### Product family benefits

- Control of standard white or Tunable White light acc. DALI device type 8 (DT8)\*
- TouchDIM® Tunable White integrated for use without additional LMS
- Fully programmable via T4T software (NFC, DALI Interface)
- Lifetime: up to 100,000 h (temperature at  $T_c = 65^\circ\text{C}$ , max. 10 % failure rate)
- High-quality dimming of 1...100 % (amplitude and/or PWM selectable by software)
- High quality of light thanks to <1% output ripple current
- Very high efficiency
- Fulfill safety requirement due to overload, overtemperature, Hot Plug protection

### Areas of application

- For Tunable White as well as for 2-channel use (e.g. direct/indirect lighting)
  - Linear lighting for office, education, industry, storage areas and retail
  - Installation in emergency lighting systems according to IEC 61347-2-13, appendix J
  - Suitable for installation in emergency lighting systems according to EN 60598-2-22
  - Suitable for luminaires of protection class I
  - Perfect system match with PrevaLED Linear Tunable White
- 

### Versatile scope of application due to OSRAM DALI Technology:

- Easy to use in corridors and restrooms because of three-level Corridor function
- Touch DIM® application: easy to control via pushbutton or sensor
- Energy efficient Touch DIM® operation due to automatic switch-off at sufficient residual light
- Suitable for emergency Installations (acc. to EN 60598-2-22 and IEC 61347-2-13, appendix J) thanks to DC detection (0 Hz, pulsating DC), on/off switchable
- Feedback of power consumption and operating hours (Fit for SMART GRID)
- Suitable for buildings according to EPBD/BREEAM/LEED due to automatic Constant Lumen Output setting
- Luminaire information for easy maintenance

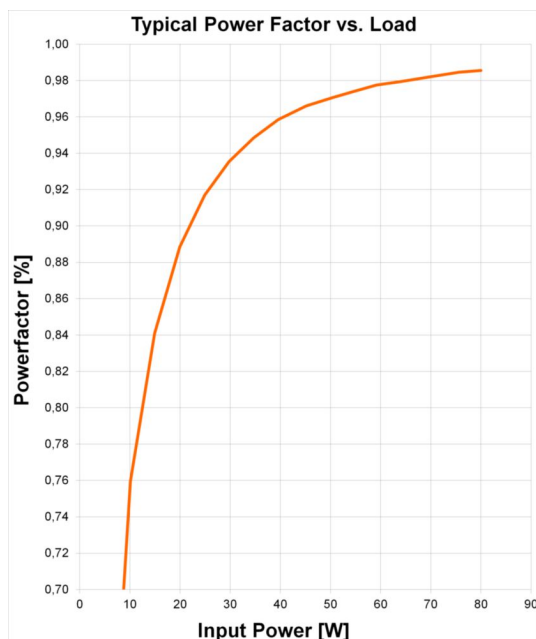
## Technical data

### Electrical data

Max. ECG no. on circuit breaker 10 A (B)	13
Max. ECG no. on circuit breaker 16 A (B)	19
Maximum output power	75 W
Nominal output current	150...700 mA
Nominal output power	8.1...75 W
Nominal output voltage	50...240 V
Nominal input voltage	220...240 V
Input voltage AC	198...264 V
Input voltage DC	176...276 V
Device power loss	6.0 W
Efficiency in full-load	91 % <sup>1)</sup>
Inrush current	23 A
Power factor $\lambda$	0.59C...0.98
Mains frequency	0/50/60 Hz
Surge capability (L-N)	1 kV
Surge capability (L/N-Ground)	2 kV
U-OUT (working voltage)	< 250 V
Current set	DALI / NFC / Programmable
Output current tolerance	$\pm 3$ %
Output ripple current (100 Hz)	< 1 %
Total harmonic distortion	< 10 %
Default output current	150 mA

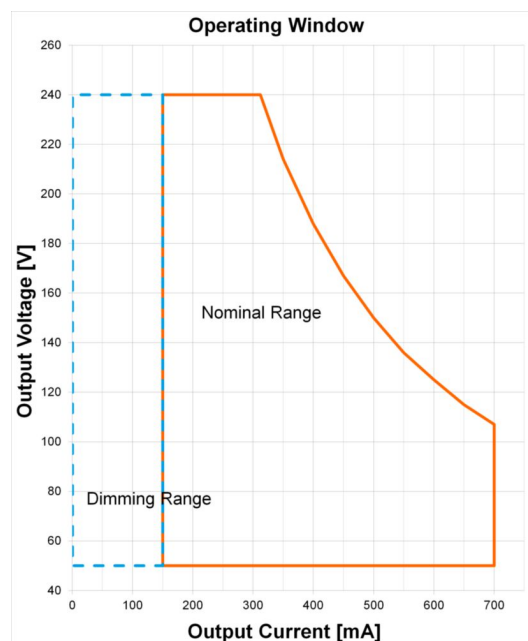
1) at 230 V, 50 Hz

## Typical Power Factor v Load



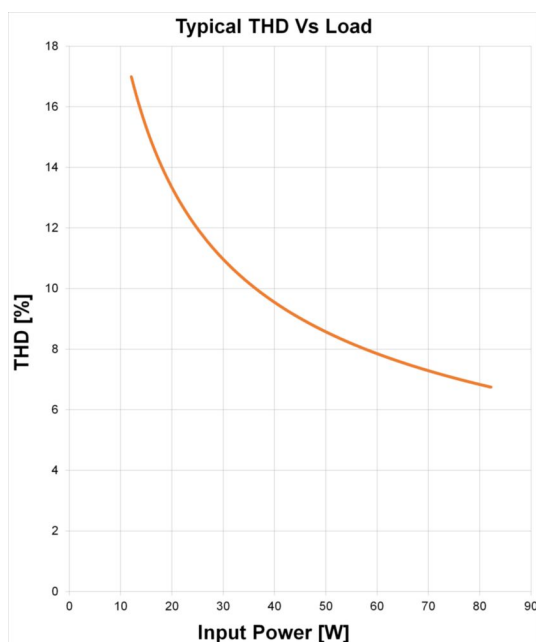
OTI DALI 75/220-240/700 D NFC TWL Typical Power Factor vs. Load

## Operating Window



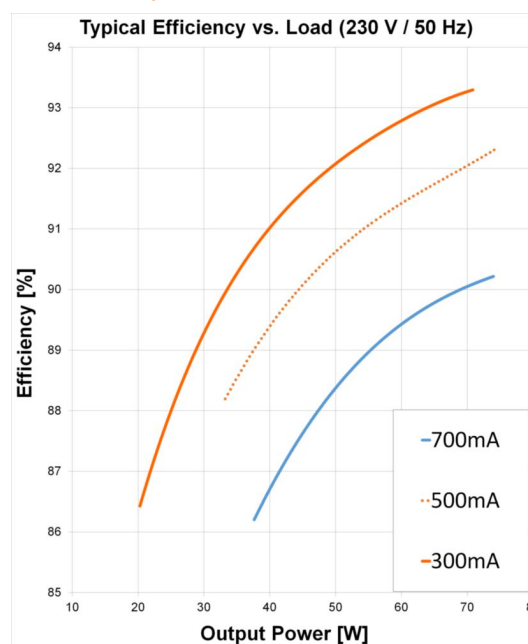
OTI DALI 75/220-240/700 D NFC TWL Operating Window

## Typical THD v Load



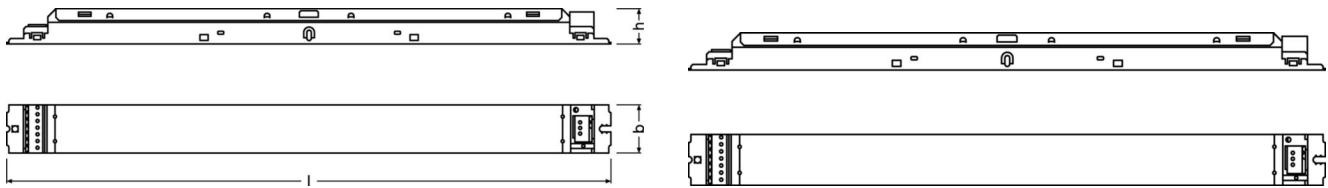
OTI DALI 75/220-240/700 D NFC TWL Typical THD Vs Load

## Typical Efficiency v Load 230 V 50 Hz



OTI DALI 75/220-240/700 D NFC TWL Typical Efficiency vs. Load (230 V / 50 Hz)

## Dimensions & weight



Product weight	260.00 g
Length	360.0 mm
Height	21.0 mm
Width	30.0 mm
Cable cross-section, input side	0.5...1.5 mm <sup>2</sup>
Cable cross-section, output side	0.5...1.5 mm <sup>2</sup>
Mounting hole spacing, length	350.0 mm
Wire preparation length, input side	8.0...9.0 mm
Wire preparation length, output side	8.0...9.0 mm

## Colors & materials

Casing material	Metal
-----------------	-------

## Temperatures & operating conditions

Ambient temperature range	-25...+50 °C
Max.housing temperature in case of fault	110 °C
Maximum temperature at tc test point	75 °C
Permitted rel. humidity during operation	5...85 % <sup>1)</sup>
Temperature range at storage	-40...+85 °C

1) Maximum 56 days/year at 85 %

## Lifespan

ECG lifetime	50000 h / 100000 h <sup>1)</sup>
--------------	----------------------------------

1) At maximum  $T_c = 75^\circ\text{C}$  / 10% failure rate / At  $T_c = 65^\circ\text{C}$  / 10% failure rate

## Additional product data

Encapsulated	No
--------------	----

## Capabilities

Max. cable length to lamp/LED module	2.0 m <sup>1)</sup>
Number of channels	2
Dimmable	Yes
Dimming interface	DALI-2 / Touch DIM / Touch DIM Sensor
Dimming method	Full analogue dimming / AM/PWM selectable
Dimming range	1...100 %
Overload protection	Automatic reversible
Overheating protection	Automatic reversible
Short-circuit protection	Automatic reversible
Suitable for emergency lighting	Yes
Suitable for fixtures with prot. class	I
Type of connection, input side	Push terminal
Type of connection, output side	Push terminal
Constant lumen function	Programmable
No-load proof	Yes
Programming interface	DALI, NFC

1) Output wires must be routed as close as possible to each other

### Programming

Box programming	Yes
-----------------	-----

### Programmable features

Dim to Dark	Yes
Corridor Functionality	Yes
DALI Settings	Yes
DALI-2 Luminaire Data	No
Driver Guard	Yes
Emergency Mode	Yes
Soft Switch Off	Yes
Tuning Factor	Yes
TouchDIM + Sensor	Yes
Tunable White CCT	Yes

### Certificates & standards

Type of protection	IP20
Standards	Acc. to IEC 61347-1 / Acc. to IEC 61347-2-13 / Acc. to IEC 62384 / Acc. to IEC 61000-3-2 / Acc. to IEC 61000-3-3 / Acc. to IEC 61547
Approval marks – approval	CE / EL / VDE-ENEC / EAC / CCC / RCM / BIS

### Logistical data

Commodity code	85044083900
----------------	-------------

### Additional product information

- Electrical connections between the two output channels are not allowed.
- 

### Ecodesign regulation information:

Intended for use with LED modules.

The forward voltage of the LED light source shall be within the defined operating window of the control gear in all operating conditions including dimming if applicable.

Separate control gear and light sources must be disposed of at certified disposal companies in accordance with Directive 2012/19/EU (WEEE) in the EU and with Waste Electrical and Electronic Equipment (WEEE) Regulations 2013 in the UK. For this purpose, collection points for recycling centres and take-back systems (CRSO) are available from retailers or private disposal companies, which accept separate control gear and light sources free of charge. In this way, raw materials are conserved and materials are recycled.



### Download Data

File		
Certificates	PDF	▶ OT ENEC 40038085 230824
Certificates	PDF	▶ EATON(CEAG) Conformity declaration AM28015 OTI DALI75 220 240 700 D NFC TW L
Certificates	PDF	▶ INOTEC Conformity declaration AM28015 OTI DALI75 220 240 700 D NFC TW L
CAD data 3-dim	Compressed	▶ OTI DALI D NFC TWL CAD3PDF 050220
CAD data 2-dim	Compressed	▶ OTI DALI D NFC TWL CAD2PDF 050220
CAD data	Compressed	▶ OTI DALI D NFC TWL IGS 050220
CAD data	Compressed	▶ OTI DALI D NFC TWL STEP 050220
Mandatory Publications	PDF	▶ OTI DALI D NFC TW L UK DoC 4287948 03 080923
Mandatory Publications	PDF	▶ OTI DALI D NFC TW L CE 3633314 06 160523
User instruction	PDF	▶ OPTOTRONIC LED Power Supply
User instruction	PDF	▶ OPTOTRONIC LED Power Supply

## Logistical Data

Product code	Product description	Packaging unit (Pieces/Unit)	Dimensions (length x width x height)	Volume	Gross weight
4052899990326	OTi DALI 75/220-240/700 D NFC TW L	Shipping carton box 20 Pieces	385 x 160 x 100 mm	6.16 dm <sup>3</sup>	174.00 g

The mentioned product code describes the smallest quantity unit which can be ordered. One shipping unit can contain one or more single products. When placing an order, for the quantity please enter single or multiples of a shipping unit

## Data privacy

This OSRAM driver can be configured using the Tuner4TRONIC software. This requires registering on [www.myosram.com](http://www.myosram.com) and downloading the Tuner4TRONIC software from the Internet. The Tuner4TRONIC software enables users to access and view the operational data of a luminaire or driver via the corresponding programming interfaces. A password key (Config Lock) must be set up in the driver via the Tuner4TRONIC software in order to control which users can access and view operational data. Follow the instructions for password setup. To grant an external person or company rights to access or view operational data, you can assign password keys. In this case, however, you are responsible for ensuring that the third party concerned takes notice of the information described here.

However, OSRAM can read out operating data from devices for maintenance and service purposes even when a password key has been assigned. In individual cases, OSRAM will also use its access rights in order to optimize or improve driver hardware and driver functions. In accordance with data privacy principles, any user of operating data (luminaire manufacturers, third parties with access rights) must ensure that personal data (e.g. name, address, location IDs) are only merged with the prior written consent of the person (end user) concerned. The respective user of the operating data is responsible for providing evidence of consent.

## Accessories Optional

Product description	Accessory name	Accessory code
OTi DALI 75/220-240/700 D NFC TW L	PRH101 -USB	▶ 6977078996938
OTi DALI 75/220-240/700 D NFC TW L	CPR30 -USB	▶ 6977078996945

## Disclaimer

Subject to change without notice. Errors and omission excepted. Always make sure to use the most recent release.